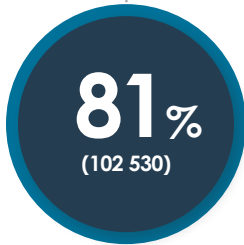


ONTARIO SECONDARY SCHOOL LITERACY TEST

Provincial-level results: Grade 10 students who wrote the test in 2016–2017

OVERALL ACHIEVEMENT

Successful



52% (11 741)

Students with special
education needs who
were successful



Unsuccessful



48% (10 825)

Students with special
education needs who
were not successful

RESULTS BY ENGLISH COURSE TYPE

ACADEMIC

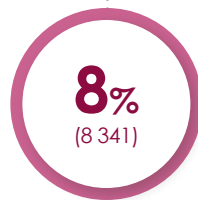
Successful



81%
(7 253)

Students with special
education needs who
were successful

Unsuccessful

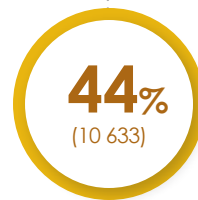


19%
(1 667)

Students with special
education needs who
were not successful

APPLIED

Successful



36%
(4 209)

Students with special
education needs who
were successful

Unsuccessful



64%
(7 330)

Students with special
education needs who
were not successful