

# EQAO's 2022–2023 Ontario Secondary School Literacy Test (OSSLT)

## Students in English-Language Schools

The OSSLT measures whether students are meeting the minimum standard for literacy across all subjects up to the end of Grade 9.



## Participation

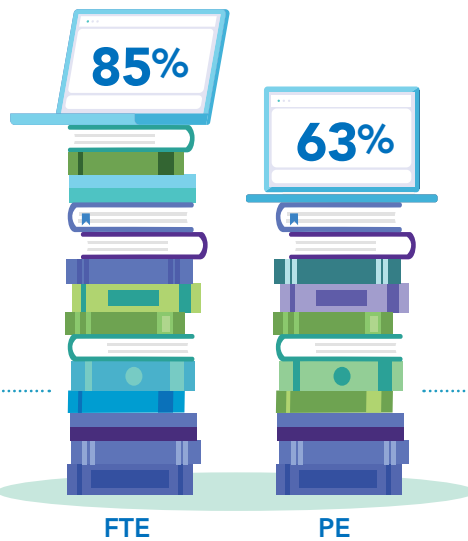
**171 177** students fully participated

{	<b>131 182</b>	first-time eligible (FTE)
	<b>39 995</b>	previously eligible (PE)

## Overall Achievement

Of the **131 182** first-time eligible students who wrote the OSSLT, **85%** were successful.

This is an increase compared to 2021–2022 (82%).



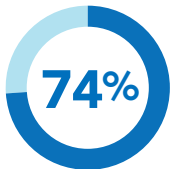
Of the **39 995** previously eligible students who wrote the OSSLT, **63%** were successful.

This is a decrease compared to the 2021–2022 results (85%).\*

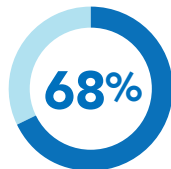
\*For the 2021–2022 school year, previously eligible students included Grade 11 students who were unable to write the OSSLT in Grade 10 because of the pandemic-related pause in the EQAO assessments. Compared with the 2018–2019 cohort, which is a better comparison, the 2022–2023 results represent an increase (from 50% to 63%).

Overall success rates are high, showing stability in the literacy skills acquired by Ontario students up to the end of Grade 9.

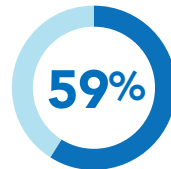
## Learners' Context



of students report being a good reader.



agree they can understand difficult texts.



report being a good writer.



EQAO data, alongside information from other sources, can strengthen conversations about student learning across Ontario. Analyses of results contribute to a better understanding of student learning over time.

## Additional Resources

- [2022–2023 OSSLT provincial highlights](#)
- [Glossary/explanation of terms](#)