

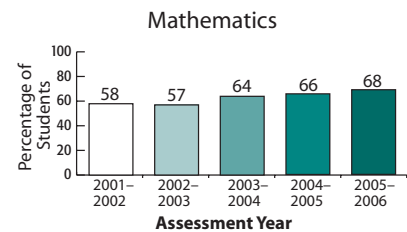
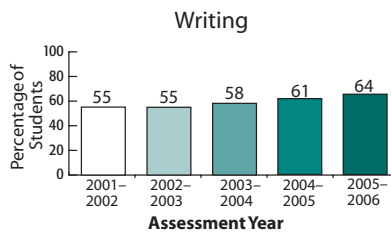
HIGHLIGHTS OF PROVINCIAL RESULTS

ENGLISH-LANGUAGE STUDENTS

GRADE 3 ASSESSMENT OF READING, WRITING AND MATHEMATICS, 2005–2006

- ☆ 132 782 students wrote between May 23 and June 9, 2006.
- ☆ The Grade 3 assessment is based on *The Ontario Curriculum, Grades 1–8*.

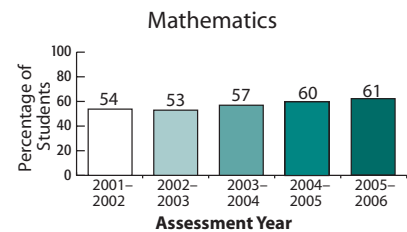
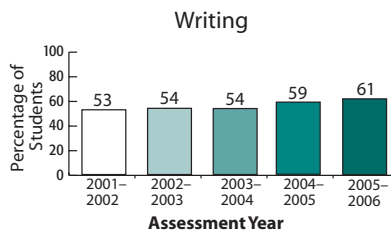
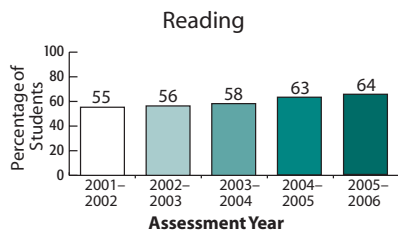
Percentage of All Grade 3 Students at or Above the Provincial Standard (Level 3)



GRADE 6 ASSESSMENT OF READING, WRITING AND MATHEMATICS, 2005–2006

- ☆ 146 711 students wrote between May 23 and June 9, 2006.
- ☆ The Grade 6 assessment is based on *The Ontario Curriculum, Grades 1–8*.

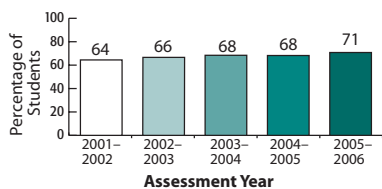
Percentage of All Grade 6 Students at or Above the Provincial Standard (Level 3)



GRADE 9 ASSESSMENT OF MATHEMATICS, 2005–2006

- ☆ 103 412 students in academic programs and 50 687 students in applied programs wrote between January 5 and 25 and May 23 and June 21, 2006.
- ☆ The Grade 9 assessment is based on *The Ontario Curriculum, Grades 9 and 10: Mathematics* (revised 2005).

Percentage of Students at or Above the Provincial Standard (Level 3) in Academic Mathematics



Percentage of Students at or Above the Provincial Standard (Level 3) in Applied Mathematics

